

Continuous enrollment unwind data

Apple Health data during the unwind

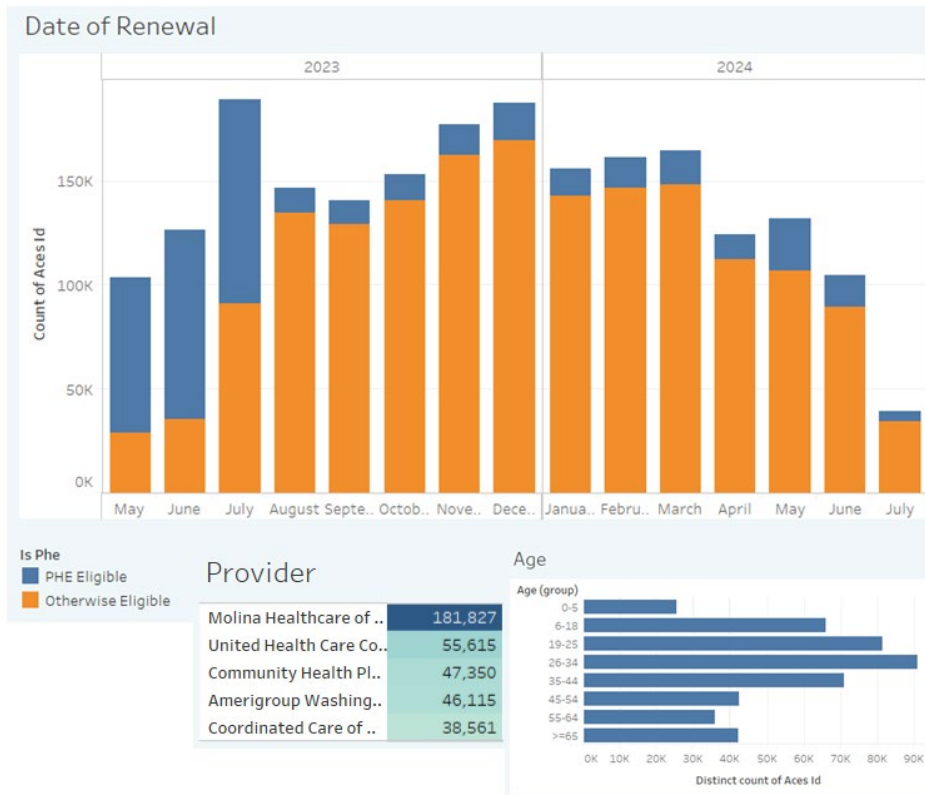
Background

Due to the COVID-19 public health emergency (PHE) and associated federal regulations, many individuals received continuous Apple Health (Medicaid) coverage since March 2020 regardless of changes to their income, assets, household size and other eligibility criteria. This extension ended March 31, 2023 due to the Consolidated Appropriation Act, 2023. The Health Care Authority (HCA) and Department of Social and Health Services (DSHS) resumed normal operations April 1, 2023.

View the [Apple Health termination dashboard](#).

Public Health Emergency Eligibility Dashboard

Terminations for not renewing eligibility resumed May 31, 2023. The data tables below¹ illustrate the volume of individuals that may lose coverage. Clients receiving Apple Health due to the PHE will have eligibility redetermined at their next renewal.



¹ Data source: ProviderOne (unless otherwise noted)



Color key

This key corresponds with the image above.

Blue shows clients who were extended on Apple Health due to the PHE continuous enrollment requirement. Orange shows all other clients.

Example table	Clients extended due to PHE	All other clients
Example	Example	Example

Clients due for renewal 05/31/23 (Modified Adjusted Gross Income (MAGI) and Classic): 235,326²

MAGI data

Overall eligibility by month

Data as of 06/06/2023.

Month/Year	Clients extended due to PHE	All other clients
June 2023	80,585	30,188
July 2023	89,456	80,936
August 2023	10,134	123,667
September 2023	9,674	118,340
October 2023	10,996	131,038
November 2023	13,481	153,319
December 2023	13,305	160,413
January 2024	11,213	131,880
February 2024	12,105	135,028
March 2024	13,317	136,527
April 2024	8,156	105,093

Overall eligibility by managed care organization

Data as of 06/06/2023.

Managed Care Organization	Clients extended due to PHE	All other clients
Amerigroup	44,726	168,629
Community Health Plan of Washington	45,815	209,218
Coordinated Care or Washington	35,075	147,816
Molina	177,687	767,557
UnitedHealthcare	54,087	185,489

² Data source: Automated Client Eligibility System (ACES), the Medicaid eligibility system of record

Clients extended due to PHE by age group

Data as of 06/06/2023.

Age group by years	Clients extended due to PHE
0-5	24,096
6-18	62,470
19-25	77,154
26-35	86,982
35-44	65,941
45-54	37,064
55-64	27,515
>=65	11,459

Classic Medicaid data

Overall eligibility by month

Data as of 06/06/2023.

Month/Year	Clients extended due to PHE	All other clients
June 2023	10,969	5,348
July 2023	9,301	10,376
August 2023	1,649	11,535
September 2023	1,614	11,540
October 2023	1,572	10,120
November 2023	1,552	9,179
December 2023	5,184	9,204
January 2024	2,047	10,853
February 2024	2,582	11,855
March 2024	3,685	11,558
April 2024	3,751	7,014

Overall eligibility by managed care organization

Data as of 06/06/2023.

Managed Care Organization	Clients extended due to PHE	All other clients
Amerigroup	1,389	14,147
Community Health Plan of Washington	1,535	15,525
Coordinated Care or Washington	3,486	33,883
Molina	4,140	43,991
UnitedHealthcare	1,528	14,767

Clients extended due to PHE by age group

Data as of 06/06/2023.

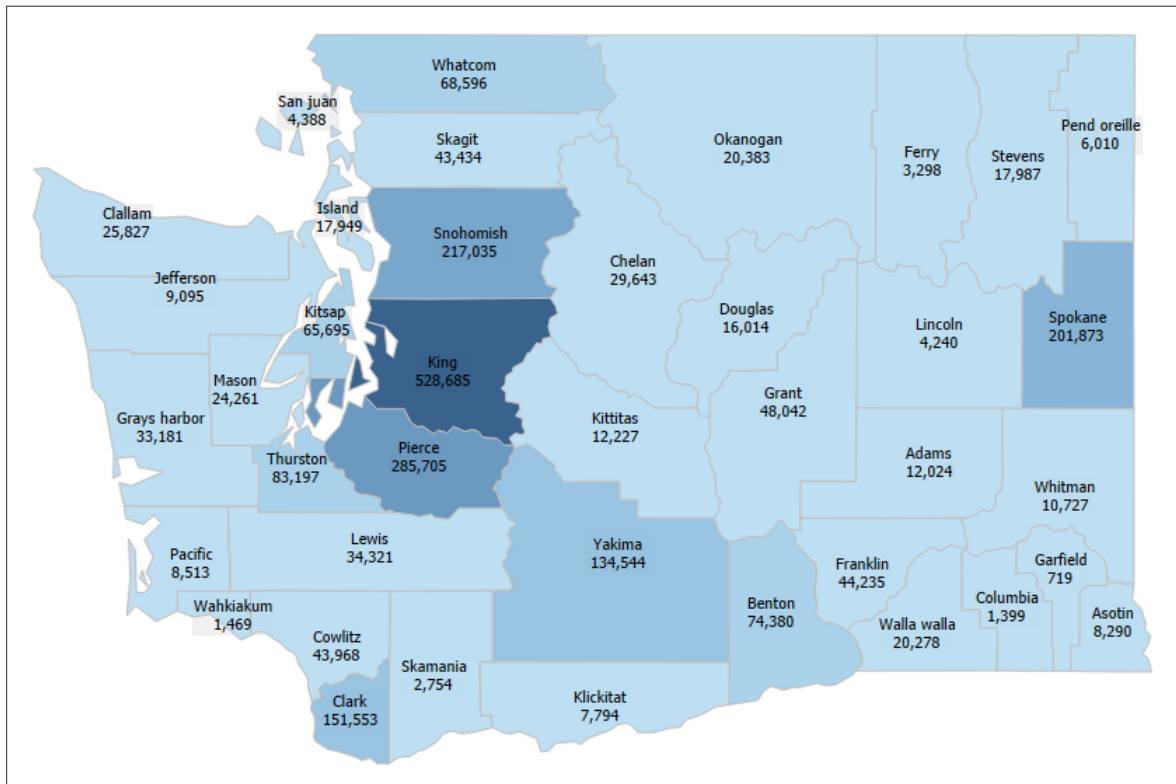
Age group by years	Clients extended due to PHE
0-5	1,256
6-18	3,478
19-25	4,205
26-35	3,933
35-44	5,093
45-54	5,303
55-64	8,381
>=65	30,720

Apple Health client eligibility map

The map represents counts of all clients on Apple Health and their county of residence.

Data as of 06/06/2023.

The darker blue colors represent the top 10 most populous counties.



Clients extended due to PHE by county

Combined total of MAGI and Classic clients

Data as of 06/06/2023.

County	Number of clients	County	Number of clients	County	Number of clients
Adams	2,161	Grays Harbor	5,781	Pierce	57,339
Asotin	1,318	Island	3,659	San Juan	860
Benton	14,070	Jefferson	2,002	Skagit	8,432
Chelan	5,988	King	110,632	Skamania	444
Clallam	5,066	Kitsap	13,191	Snohomish	44,969
Clark	27,541	Kittitas	2,440	Spokane	39,336
Columbia	249	Klickitat	1,331	Stevens	3,048
Cowlitz	7,724	Lewis	6,307	Thurston	16,625
Douglas	3,115	Lincoln	754	Wahkiakum	259
Ferry	534	Mason	4,509	Walla Walla	3,689
Franklin	7,978	Okanogan	3,318	Whatcom	13,709
Garfield	123	Pacific	1,530	Whitman	1,958
Grant	8,161	Pend Oreille	1,030	Yakima	23,495

Clients extended due to PHE by race

Combined total of MAGI and Classic clients

Data as of 06/06/2023.

Race	Clients extended due to PHE
White	264,912
Other	57,712
Black	37,925
Not Provided	30,624
Asian	25,921
Pacific Islander	18,757
American Indian	17,931
Hawaiian	1,242
Alaskan Native	18

Clients extended due to PHE by ethnicity

Combined total of MAGI and Classic clients by ethnicity

Data as of 06/06/2023.

Ethnicity	Clients extended due to PHE
Not Hispanic	301,678
Hispanic	95,571

Clients extended due to PHE by top 15 languages

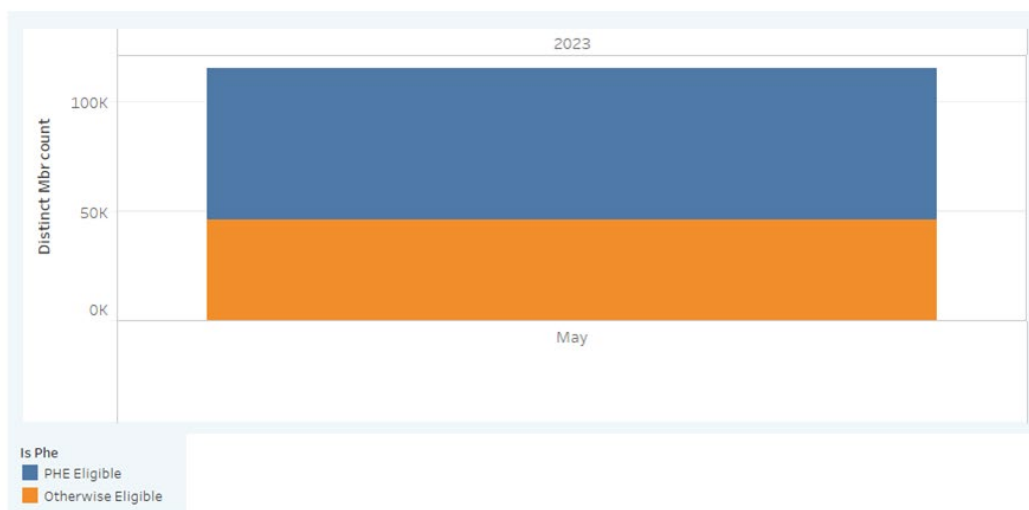
Combined total of MAGI and Classic clients

Data as of 06/06/2023.

Language	Clients extended due to PHE
English	402,163
Spanish	32,923
Russian	3,836
Vietnamese	2,590
Ukrainian	1,813
Chinese	1,767
Arabic	773
Korean	752
Somali	709
Dari	670
Amharic	404
Panjabi; Punjabi	393
Other Language	329
Tigrinya	294
Farsi	236

Apple Health Termination Dashboard³

The data tables below show the number of clients terminated from Apple Health at the end of each month; this is regardless of their renewal end date. For example, a client originally due for renewal 12/31/2023 but reported a change that resulted in ineligibility 05/31/2023 is counted as a termination in May 2023. View our [talking points for more information](#).



³ Data source used: Internal ProviderOne data.

All clients regardless of PHE status (MAGI and Classic)

Number of terminations for all reasons

Data as of 06/07/2023.

Termination date	MAGI clients terminated	Classic clients terminated	Total terminated
05/31/2023	107,647	8,316	115,963

MAGI data

05/31/2023 terminations of clients extended due to PHE

Data as of 06/07/2023.

Termination category ⁴	Clients extended due to PHE
Client did not respond to renewal request	65,314
Client did not respond to verification request	7
Client requested closure	350
Financial eligibility reason	8
Non-financial eligibility reason	575

05/31/2023 terminations of all other clients

Data as of 06/07/2023.

Termination category ⁴	All other clients
Client did not respond to renewal request	14,800
Client did not respond to verification request	3,276
Client requested closure	4,330
Financial eligibility reason	10,764
Non-financial eligibility reason	8,223

Terminations 05/31/2023 by MCO – all reasons

Data as of 06/07/2023.

Managed Care Organization	Clients extended due to PHE	All other clients
Amerigroup	8,379	4,445
Community Health Plan of Washington	7,497	5,263
Coordinated Care of Washington	6,129	3,660
Molina	27,910	18,234
UnitedHealthcare	10,147	5,609

⁴ See page 10 for information on termination categories.

Terminations 05/31/2023 by age – all reasons

Data as of 06/07/2023.

Age group by years	Clients extended due to PHE	All other clients
0-5 ⁵	3,313	3,151
6-18	9,233	6,815
19-25	15,653	8,586
26-35	15,072	8,180
35-44	10,125	6,305
45-54	5,922	3,620
55-64	4,036	3,147
>=65	2,900	1,341

Classic data

05/31/2023 terminations of clients extended due to PHE

Data as of 06/07/2023.

Termination category ⁴	Clients extended due to PHE
Client did not respond to renewal request	2,507
Client did not respond to verification request	13
Client requested closure	17
Financial eligibility reason	36
Non-financial eligibility reason	306

05/31/2023 terminations of all other clients

Data as of 06/07/2023.

Termination category ⁴	All other clients
Client did not respond to renewal request	930
Client did not respond to verification request	218
Client requested closure	125
Financial eligibility reason	395
Non-financial eligibility reason	3,769

Terminations 05/31/2023 by MCO – all reasons

Data as of 06/07/2023.

Managed Care Organization	Clients extended due to PHE	All other clients
Amerigroup	99	203
Community Health Plan of Washington	67	191
Coordinated Care of Washington	79	583
Molina	142	511
UnitedHealthcare	106	184

⁵ Data does not reflect implementation of continuous eligibility for kids 0-6. HCA is working to reopen Apple Health for kids whose coverage should be continued under the new policy.

Terminations 05/31/2023 by age – all reasons

Data as of 06/07/2023.

Age group by years	Clients extended due to PHE	All other clients
0-5 ⁵	151	159
6-18	78	596
19-25	35	264
26-35	131	249
35-44	187	306
45-54	221	441
55-64	356	783
>=65	1,720	2,477

MAGI and Classic clients – all clients

Terminations 05/31/2023 by county – all reasons

Data as of 06/07/2023.

County	Number of clients terminated	County	Number of clients terminated	County	Number of clients terminated
Adams	500	Grays Harbor	1,431	Pierce	14,534
Asotin	289	Island	943	San Juan	225
Benton	3,441	Jefferson	424	Skagit	2,072
Chelan	1,443	King	28,092	Skamania	121
Clallam	1,209	Kitsap	3,405	Snohomish	11,475
Clark	6,646	Kittitas	595	Spokane	9,467
Columbia	55	Klickitat	310	Stevens	725
Cowlitz	1,877	Lewis	1,584	Thurston	4,217
Douglas	741	Lincoln	170	Wahkiakum	65
Ferry	154	Mason	1,107	Walla Walla	836
Franklin	2,009	Okanogan	823	Whatcom	3,369
Garfield	37	Pacific	345	Whitman	504
Grant	1,989	Pend Oreille	240	Yakima	5,751

Terminations 05/31/2023 by race – all reasons

Data as of 06/07/2023.

Race	Number of clients terminated
White	66,954
Other	14,482
Black	9,310
Not Provided	8,515
Asian	6,275
American Indian	4,888
Pacific Islander	4,699
Hawaiian	327
Alaskan Native	2

Terminations 05/31/2023 by ethnicity – all reasons

Data as of 06/07/2023.

Ethnicity	Number of clients terminated
Not Hispanic	75,175
Hispanic	24,155

Terminations 05/31/2023 by top 15 languages – all reasons

Data as of 06/07/2023.

Language	Number of clients terminated
English	103,648
Spanish	7,830
Russian	794
Vietnamese	514
Chinese	379
Ukrainian	309
Somali	177
Korean	176
Arabic	144
Dari	122
Amharic	101
Panjabi; Punjabi	73
Tigrinya	68
Other Language	62
Farsi	59

Note: This report sunsets June 2024. Data is preliminary, especially for recent months since individuals may requalify for Apple Health within two months of coverage ends. For questions, email AHeligCovid19@hca.wa.gov. Find other Apple Health client eligibility data on HCA's [client eligibility data dashboard](#).

Termination categories

The following termination categories are used on pages 6-8.

- **Client did not respond to renewal request:** Client could not be automatically renewed through an exparte process and did not complete or return a renewal or eligibility review form when requested. Clients are given at least 30 days to complete a renewal.
- **Client did not respond to verification request:** Required verification was requested from the client after exhausting available verification sources. Verification is needed to determine ongoing eligibility, but the client did not respond.
- **Client requested closure:** Client chose to terminate Apple Health coverage.
- **Financial eligibility reason:** Includes terminations for over Apple Health program income and, when applicable, resource limits.
- **Non-financial eligibility reason:** Includes clients terminated from Apple Health for moving out of state, passing away, or not meeting certain non-income/resource requirements.